GARDENA®

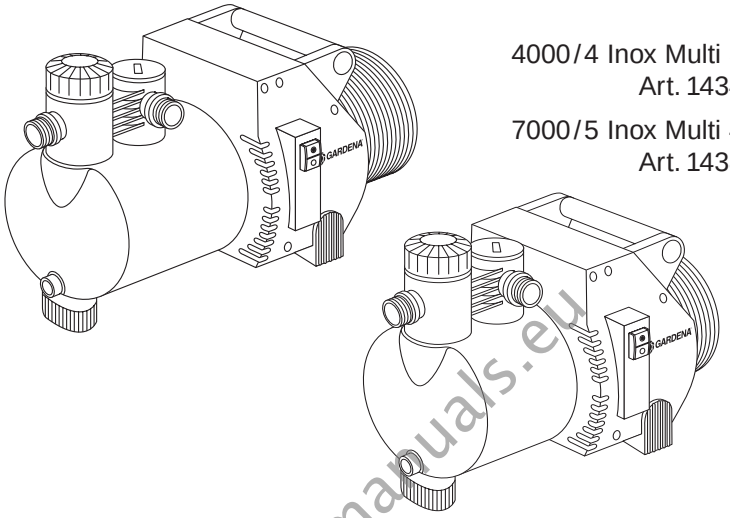

4000/4 Inox Multi 3
Art. 1434

7000/5 Inox Multi 4
Art. 1438

www.devicemanuals.eu

D	**Betriebsanleitung** Gartenpumpe
GB	**Operating Instructions** Garden Pump
F	**Mode d'emploi** Pompe de surface pour arrosage
NL	**Instructies voor gebruik** Beregeningspomp
S	**Bruksanvisning** Bevattningspump
DK	**Brugsanvisning** Trykpumpe
I	**Istruzioni per l'uso** Pompa da giardino
E	**Manual de instrucciones** Bomba para jardín
P	**Instruções de utilização** Bomba de Jardim
FIN	**Käyttöohje** Puutarhapumppu
N	**Bruksanvisning** Hagepumpe

GARDENA Garden Pump
4000/4 Inox Multi 3; 7000/5 Inox Multi 4

GB

Welcome to the Garden of GARDENA ...

Translation of the original instructions from German.
Please read these operating instructions carefully and observe the notes given. Use these operating instructions to familiarise yourself with the Garden Pump, its correct use and the notes on safety.

For safety reasons, children under the age of 16 as well as persons not familiar with these operating instructions should not use this Garden Pump.

→ Please keep these instructions in a safe place.

Contents

1. Where to Use Your GARDENA Garden Pump 10
2. For Your Safety 10
3. Initial Operation 12
4. Operating Your Garden Pump 13
5. Maintenance 14
6. Trouble-Shooting 14
7. After Operation 15
8. Accessories 16
9. Technical Data 16
10. Service / Warranty 17

www.devicemanuals.eu

1. Where to Use Your GARDENA Garden Pump

Intended use

GARDENA Garden Pumps have been designed for private use around house and garden.

Liquids to be pumped

GARDENA Garden Pumps can be used for draining swimming pools, distributing water-soluble fertilisers and pesticides and for pumping lime paints and water-soluble wood preservatives.

Please note

GARDENA Garden Pumps are not designed for continuous operation (e.g. industrial application, continuous circulating operation). Corrosive, easily combustible, aggressive or explosive substances (e.g. gasoline, petroleum or nitro thinner), salt water as well as food must not be pumped. The temperature of the liquid should not exceed 35 °C.

2. For Your Safety

WARNING!
Electric shock!

Risk of injury due to electric shock.

→ **Always unplug your Garden Pump before filling, after operation, when trouble-shooting and before carrying out any maintenance work.**

Location

Caution: Pursuant to DIN VDE 0100-702 and 0100-738 use of the pump nearby swimming pools and garden ponds and other similar places is only permissible if the pump is operated via a residual-current device (FI switch) with a residual current rating of ≤ 30 mA. The pump must be located on solid, even ground, protected from flooding. Take care that the pump cannot fall into water. As an additional safety device an authorised safety switch can be used.

→ Please ask your electrician for his advice.

The pump must not be operated when there are persons in the swimming pool or garden pond.

A Pump Preliminary Filter, Art. 1730 / 1731, should be used to prevent foreign bodies damaging the turbine.

Extension cables

Pursuant to DIN VDE 0620, power cable as well as extension cables must not have a smaller diameter than rubber sheathed cables described with letter symbols H07 RNF.

→ Don't use the power cable for carrying the pump or for plugging off.

In Austria

In Austria, the electrical connections must be made according to ÖVE-EM 42, T2 (2000) / 1979 § 22 based on § 2022. Pursuant to this regulation it's imperative to operate pumps for swimming pools and garden ponds exclusively via an isolating transformer.

→ Please ask your electrician.

In Switzerland

In Switzerland mobile appliances which are used outdoors, must be connected via a residual-current device.

Environment

→ Protect the pump from rain. Don't use the pump in wet or moist area.

Visual check

→ Before operating the pump, first make a visual cheek, if there is any damage of the pump (esp. regarding power cable and plug).

A damaged pump must not be used.

→ In case of damage, please have the pump checked by our GARDENA Service Centre or by an authorised electrician.

Check line voltage

Date indicated on the type plate must match technical data of the mains supply.

Dry-Running

In order to avoid dry-running of the pump, take care that the end of the suction hose is always submerged into the liquid.

→ Before each operation, fill the pump to overflowing with approx. 2 to 3 l of the liquid to be pumped!

Liquid fails to flow

Sand and other abrasive substances in the liquid cause in-creased wear and reduce the pump's output.

→ Use a pump preliminary filter for pumping sandy liquids.

Pumping dirty water, e.g. stones, pine needles etc., can cause damage to the pump.

→ Do not pump dirty water.

Hot water – risk of scalding

If the pump is operated for prolonged periods of time (> 5 min) with the delivery side closed, the water in the pump may heat up so that there is a risk of scalding yourself with hot water.

→ The pump should not run against the closed delivery side for more than 5 minutes.

→ If liquid fails to flow, switch off the pump immediately.

Minimum flow rate

The minimum flow rate is 80 l / h (= 1.3 l / min). Watering accessories with lower rate must not be operated.

www.devicemanuals.eu

3. Initial Operation

GB

Setting up your Garden Pump:

The site must be firm and solid in order to ensure safe and sturdy operating conditions for the pump.

→ Position the pump at a safe distance from the liquid to be pumped.

The pump must be installed in a location with low air humidity and sufficient ventilation in the area of the ventilation slots. It must be at a distance of at least 5 cm from the walls. No dirt contamination (e.g. sand or earth) may be sucked in through the ventilation slots.

Filling the pump:

Dry-Running

→ Before each operation, fill the pump to overflowing with approx. 2 to 3 l of the liquid to be pumped !

WARNING !
Electric shock !

Risk of injury due to electric shock

→ Disconnect from the mains before filling the Pump.

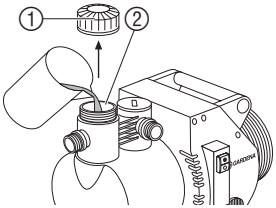

1. Unscrew the screw fitting ① of the filler cap ② by hand.
2. Fill the pump via the filler cap ② to overflowing with approx. 2 to 3 l of the liquid to be pumped.
3. Tighten the screw fitting ① of the filler cap ② by hand (do not use pliers).

Connecting hose to suction side:

The fittings on the input and output side may only be tightened by hand. Don't use any hose connection system fittings on the suction side ! A vacuum-resistant suction hose must be used

- e.g. GARDENA Suction Unit, **art. no. 1411**.

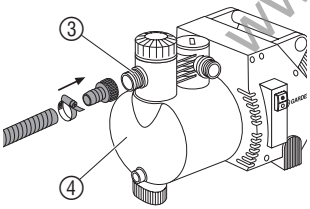

In order to reduce the suction time, it is advisable to use a suction hose with backflow preventer avoiding automatic draining of the suction hose when the pump is stopped.

1. Screw a vacuum-resistant suction hose airtight onto the connector ③ on the suction side of the pump ④.
2. For suction heights exceeding 4 m also secure the suction hose (e.g. by fastening it to a wooden post).
   This relieves the pump of the weight of the suction hose.

Connection hose to delivery side:

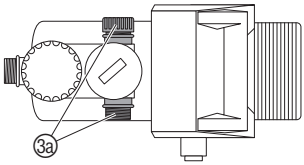

Both pump connectors ③a a are equipped with a 33.3 mm (G 1) thread to which 13 mm (½″), 19 mm (¾″) and 16 mm (⅝″) hoses can be connected by using GARDENA hose connection system fittings. The back pump connector is closed with an end cap. Unscrew the end cap for connecting two hoses.
For vertical connection (e.g. Electronic Manometric Switch, Art. No. 1739) an additional end cap is necessary.
It can be obtained free of charge from your GARDENA Service Centre.

www.devicemanuals.eu

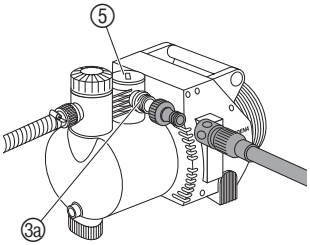

Best results regarding the delivery capacity of the pump are achieved when connecting 19 mm (¾") hoses in conjunction with e.g.

- GARDENA Pump Connection Set, **art. no. 1752**, or when using 25 mm (1") hoses with fittings available from your sanitary dealer.

→ Connect the pressure hose to the connector ③a on the delivery side ⑤.

When connecting simultaneously more than 2 hoses / accessories we recommend application of the

- GARDENA 2- or 4-way distributor, **art. no. 1210 / 1194**, which can be screwed directly on to the pump connection ③a.

4. Operation

The indicated self-priming suction height (see point 9. Technical Data) can be achieved only if the pump has been filled over the filler cap to overflowing and if during the filling as well as during the self-suction the suction hose is held upwards so that no liquid can be get off the pump through the suction hose.

When using the pump for pressure intensification, the max. permissible internal pressure of 6 bar (on the delivery side) must not be exceeded. The to be increased delivery pressure and the pump pressure sum up.

- Example: pressure at the water tap 1.5 bar, max. pressure of the GARDENA Garden Pump 4000/4 Inox Multi 3 3,6 bar, total pressure 5,1 bar.

WARNING !
Electric shock !

Risk of injury due to electric shock.
→ Disconnect from the mains before filling the Garden Pump.

Pumping liquid :

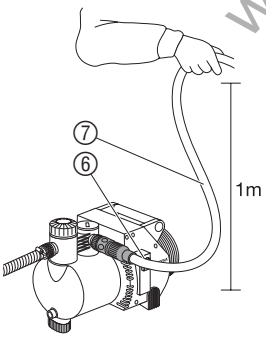

1. Fill the pump to overflowing with approx. 2 to 3 l of the liquid to be pumped (see 3. Initial Operation, *"Filling the Pump"*).
2. Open all possible shut-off devices in the pressure line (watering accessories, Water Stop, etc.).
3. Drain remaining water in pressure hose so that air can escape during the suction process.
4. Set On / Off switch ⑥ to position **"0"** position.
5. Plug the pump into a 230 V / 50 Hz alternating current socket.
6. Set On / Off switch ⑥ to position **"I"** position.
7. Hold the hose ⑦ at the delivery side approx. 1 m vertically above the pump until the pump begins to pump.

   The pump should begin to deliver liquid after 7 minutes at the latest.

→ If the pump does not deliver liquid after 7 minutes, set the On / Off switch ⑥ to position **"0"** (see 6. Trouble-Shooting).

www.devicemanuals.eu

5. Maintenance

GARDENA Garden Pumps are virtually maintenance-free.

Cleaning your Garden Pump: After pumping pesticides, lime paints or fertilisers you have to clean the pump.

1. Rinse the Garden Pump with lukewarm water (max. 35 °C). If necessary add some soft cleaning agent (e.g. washing-up liquid).
2. Remove residuals according to the waste disposal laws applicable in your area.

6. Troubleshooting

WARNING!
Electric shock!

Risk of injury due to electric shock.
→ Disconnect Garden Pump from the mains before troubleshooting.

Loosening the turbine: If the turbine clogs due to contamination, it can be loosened.

→ Turn the turbine screw ⑧ using a screwdriver.
Thereby, the clogged turbine is loosened.

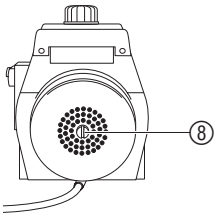

Problem	Probable cause	Remedy
Pump runs, but the suction action doesn't take place	You didn't fill the pump with any liquid before operation.	→ Fill in liquid (see point 3. Initial Operation).
	The liquid escapes over the hose which is connected to the delivery side during the suction action.	→ Fill up the pump again (see point 3. Initial Operation). When starting operation hold the pressure hose approx. 1 m vertically above the pump, until the suction action has taken place.
	Leaky or damaged suction hose.	→ Seal the connections or check suction hose for damages. Absolutely vacuum-resistant connection is achieved by using GARDENA Suction Hoses (see point 8. Accessories).
	Leaky screw fitting at the filler cap ②.	→ Tighten the screw fitting (do not use pliers).

www.devicemanuals.eu

Problem	Probable cause	Remedy
Pump runs, but the suction action doesn't take place	Air cannot escape, since delivery side is closed or remaining water is in the pressure hose.	→ Open all possible shut-off devices (e.g. spray nozzle) in the pressure line, or drain the pressure hose or disconnect it during the suction action.
	The waiting time wasn't observed.	→ Switch on the pump and wait max. 7 min.
	Suction filter or backflow preventer in the suction hose clogged.	→ Clean the filter or the backflow preventer.
	Too high suction height.	→ Reduce suction height.
	In case of any other difficulties concerning the suction action, use GARDENA Suction Hoses with Backflow Preventer (see point 8. Accessories) and fill in the liquid to be pumped over the filler cap ② before operation.	
Pump motor runs, but delivery capacity or pressure suddenly decreases	Suction filter at the suction hose is sucked free.	→ Reduce flow rate on the delivery side with a control valve, e.g. GARDENA art. no. (2)977.
	Suction filter or backflow preventer clogged.	→ Clean filter or back-flow preventer.
	Leaks at suction side.	→ Eliminate leak.
	Turbine clogged.	→ Loosen the turbine.
Pump motor doesn't start or suddenly stops	No power.	→ Check fuses and electric connections.
	Thermal overload switch has cut out the pump due to overheating / overloading.	→ Take care of cooling / ventilation.
	Electric failure.	→ Send the pump to one of our GARDENA Service Centres.

In the event of other faults please contact GARDENA Service. Repairs should only be carried out by GARDENA service centres or dealers authorised by GARDENA.

www.devicemanuals.eu

7. After Operation

Wintering / Storage:

You should empty your Garden Pump before the first frost sets in.

1. Open the water drain screw ⑫.
   The Garden Pump drains.
2. Store your Garden Pump so that it is protected from frost.

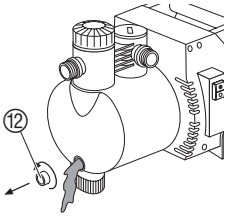

Disposal:
(in accordance with RL 2002/96/EC)

The product must not be added to normal household waste. It must be disposed of in line with local environmental regulations.

→ Important: Make sure that the unit is disposed of via your municipal recycling collection centre.

8. Accessories

GARDENA Suction Hoses	Kink- and vacuum-resistant, sold by the metre with 19 mm (¾″) or 25 mm (1″) diameter without fittings or in fixed length, complete with fittings.	
GARDENA Suction Hose Fittings		**Art. no. 1723 / 1724**
GARDENA Suction Filter with Backflow Preventer	To equip suction hoses sold by the metre.	**Art. no. 1726 / 1727 / 1728**
GARDENA Pump Preliminary Filter	Recommended for pumping sandy liquids.	**Art. no. 1731**
GARDENA Electronic Manometric Switch	Automatically cuts in and out the pump depending on the current operating pressure. With dry-running safety.	**Art. no. 1739**
GARDENA Dry-Running Safety	Prevents the pump from damages in case of missing liquid.	**Art. no. 1741**
GARDENA Bore Hole Suction Hose	For vacuum-resistant connection of the pump to boreholes or pipe networks. Length 0.5 m. With 33.3 mm (G 1) female thread at both ends.	**Art. no. 1729**

9. Technical Data

	4000 / 4 Inox Multi 3	**7000 / 5 Inox Multi 4**
Rated power	800 W	1,400 W
Max. delivery capacity	4,000 l / h	7,000 l / h
Max. pressure	3.6 bar	5 bar
Max. delivery head	36 m	50 m
Max. self-priming suction height	8 m	8 m
Perm. internal pressure (delivery side)	6 bar	6 bar
Voltage	230 V AC	230 V AC
Frequency	50 Hz	50 Hz
Weight	10.5 kg	14 kg
Noise level L_{WA} 1)	68 dB (A)	70 dB (A)

1) Measuring method according to EN 60335-1

www.devicemanuals.eu

10. Service / Warranty

GB

GARDENA guarantees this product for 2 years (from date of purchase). This guarantee covers all serious defects of the unit that can be proved to be material or manufacturing faults. Under warranty we will either replace the unit or repair it free of charge if the following conditions apply:

- The unit must have been handled properly and in keeping with the requirements of the operating instructions.
- Neither the purchaser or a non-authorised third party have attempted to repair the unit.

The turbine is a wearing part and is not covered by the guarantee.

This manufacturer's guarantee does not affect the user's existing warranty claims against the dealer / seller.

If a fault occurs with your Garden Pump, please return the faulty unit together with a copy of the receipt and a description of the fault, with postage paid to one of the GARDENA Service Centres listed on the back of these operating instructions.

www.devicemanuals.eu

Pumpenkennlinie
Performance characteristics
Responsabilité
Prestatiegrafiek
Kapacitetskurva
Ydelses karakteristika
Curva di rendimento
Curva característica de la bomba
Características de performance
Pumpun ominaiskäyrä
Pumpekarakteristikk

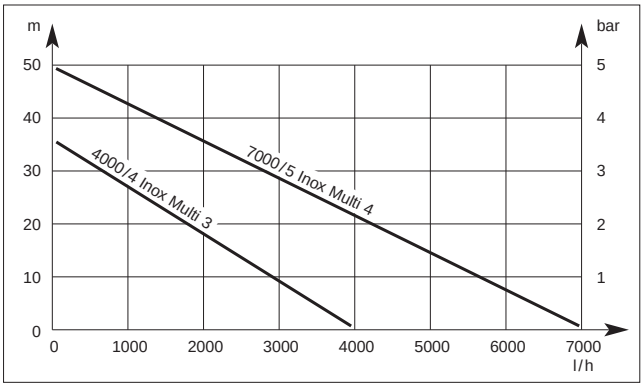

Die Leistungsdaten der Pumpenkennlinie sind gemessen bei einer Saughöhe von 0,5 m und unter Verwendung eines 25 mm (1″)-Saugschlauchs.

Technical data of the above performance e characteristics is measured at a suction height of 0.5 m using a 25 mm (1″) suction hose.

Les performances ont été déterminées avec une hauteur d'aspiration de 0,5 m et en utilisant un tuyau d'aspiration de ∅ int. 25 mm.

De capaciteitsgegevens in de grafiek zijn gemeten bij een aanzuighoogte van 0,5 m en bij gebruik van een 25 mm (1″)-aanzuigslang.

Värdena ovan är utmätta på en sughöjd av 0,5 m med 25 mm (1″) sugslang.

Tekniske data for de ovennævnte ydelses karakteristika er målt ved en sugehøjde på 0,5 m og en sugeslange på 25 mm (1″).

Le prestazioni indicate nella curva di rendimento presuppongono un'altezza di aspirazione pari a 0,5 m e l'impiego di un tubo da 25 mm (1″).

Los datos de rendimiento de la curva característica de la bomba se han medido con una altura de succión de 0,5 m y con una manguera de succión de 25 mm (1″).

A informação técnica com as características de performance acima descritas foram medidas com uma altura de sucção de 0,5 m, com uma mangueira de sucção de 25 mm (1″).

Pumpun ominaiskäyrän tehoarvot on mitattu imukorkeuden ollessa 0,5 m ja käytettäessä 25 mm (1″)-imuletkua.

Effektdataene i pumpekarakteristikken er målt ved en sugehøyde på 0,5 m og ved å bruke en 25 mm (1″)-sugeslange.

www.devicemanuals.eu

D ***Produkthaftung***	Wir weisen ausdrücklich darauf hin, dass wir nach dem Produkthaftungsgesetz nicht für durch unsere Geräte hervorgerufene Schäden einzustehen haben, sofern diese durch unsachgemäße Reparatur verursacht oder bei einem Teileaustausch nicht unsere Original GARDENA Teile oder von uns freigegebene Teile verwendet werden und die Reparatur nicht vom GARDENA Service oder dem autorisierten Fachmann durchgeführt wird. Entsprechendes gilt für Ergänzungsteile und Zubehör.
GB ***Product Liability***	We expressly point out that, in accordance with the product liability law, we are not liable for any damage caused by our units if it is due to improper repair or if parts exchanged are not original GARDENA parts or parts approved by us, and, if the repairs were not carried out by a GARDENA Service Centre or an authorised specialist. The same applies to spare parts and accessories.
F ***Responsabilité***	Nous vous signalons expressément que GARDENA n'est pas responsable des dommages causés par ses appareils, dans la mesure où ces dommages seraient causés suite à une réparation non conforme, dans la mesure où, lors d'un échange de pièces, les pièces d'origine GARDENA n'auraient pas été utilisées, ou si la réparation n'a pas été effectuée par le Service Après-Vente GARDENA ou l'un des Centres SAV agréés GARDENA. Ceci est également valable pour tout ajout de pièces et d'accessoires autres que ceux préconisés par GARDENA.
NL ***Productaansprakelijkheid***	Wij wijzen er nadrukkelijk op, dat wij op grond van de wet aansprakelijkheid voor producten niet aansprakelijk zijn voor schade ontstaan door onze apparaten, indien deze door onvakkundige reparatie veroorzaakt zijn, of er bij het uitwisselen van onderdelen geen gebruik gemaakt werd van onze originele GARDENA onderdelen of door ons vrijgegeven onderdelen en de reparatie niet door de GARDENA technische dienst of de bevoegde vakman uitgevoerd werd. Ditzelfde geldt voor extra-onderdelen en accessoires.
S ***Produktansvar***	Tillverkaren är inte ansvarig för skada som orsakats av produkten om skadan beror på att produkten har reparerats felaktigt eller om, vid reparation eller utbyte, andra än Original GARDENA reservdelar har använts. Samma sak gäller för kompletteringsdelar och tillbehör.
DK ***Produktansvar***	Vi gør udtrykkeligt opmærksom på at i henhold til produktansvarsloven er vi ikke ansvarlige for skader forårsaget af vores udstyr, hvis det skyldes uautoriserede reparationer eller hvis dele er skiftet ud og der ikke er anvendt originale GARDENA dele eller dele godkendt af os, eller hvis reparationerne ikke er udført af GARDENA-service eller en autoriseret fagmand. Det samme gælder for ekstra udstyr og tilbehør.
I ***Responsabilità del prodotto***	Si rende espressamente noto che, conformemente alla legislazione sulla responsabilità del prodotto, non si risponde di danni causati da nostri articoli se originati da riparazioni eseguite non correttamente o da sostituzioni di parti effettuate con materiale non originale GARDENA o comunque da noi non approvato e, in ogni caso, qualora l'intervento non venga eseguito da un centro assistenza GARDENA o da personale specializzato autorizzato. Lo stesso vale per le parti complementari e gli accessori.
E ***Responsabilidad de productos***	Advertimos que conforme a la ley de responsabilidad de productos no nos responsabilizamos de daños causados por nuestros aparatos, siempre y cuando dichos daños hayan sido originados por arreglos o reparaciones indebidas, por recambios con piezas que no sean piezas originales GARDENA o bien piezas autorizadas por nosotros, así como en aquellos casos en que la reparación no haya sido efectuada por un Servicio Técnico GARDENA o por un técnico autorizado. Lo mismo es aplicable para las piezas complementarias y accesorios.
P ***Responsabilidade sobre o produto***	Queremos salientar que segundo a lei da responsabilidade do fabricante, nós não nos responsabilizaremos por danos causados pelo nosso equipamento, quando estes ocorram em decorrência de reparações inadequadas ou da substituição de peças por peças não originais da GARDENA, ou peças não autorizadas. A responsabilidade tornar-se-à nula também depois de reparações realizadas por oficinas não autorizadas pela GARDENA. Esta restrição valerá também para peças adicionais e acessórios.

www.servicemanuals.net

FIN ***Tuotevastuu***	Korostamme nimenomaan, että tuotevastuulain nojalla emme ole vastuussa laitteistamme johtuneista vahingoista, mikäli nämä ovat aiheutuneet epäasianmukaisesta korjauksesta tai osia vaihdettaessa ei ole käytetty alkuperäisiä GARDENA- varaosia tai hyväksymiämme osia ja korjauksen on suorittanut muu kuin GARDENA -huoltokeskus tai valtuuttamamme ammattihenkilö. Tämä pätee myös lisäosiin ja lisävarusteisiin.
N ***Produktansvar***	Vi gjør uttrykkelig oppmerksom på at vi i henhold til produktansvarsloven ikke er ansvarlige for skader forårsaket av redskapet vårt hvis dette skyldes usakkyndige reparasjoner eller hvis deler er skiftet ut og det ikke ble benyttet våre originale GARDENA deler eller deler som er godkjent av oss og reparasjonen ikke er utført av GARDENA service eller den autoriserte fagmannen. Det samme gjelder for supplerende deler og tilbehør.

D EU-Konformitätserklärung

MaschinenVerordnung (9. GSGVO) / EMVG / Niedersp. RL

Der Unterzeichnete GARDENA Manufacturing GmbH, Hans-Lorenser-Str. 40, D-89079 Ulm, bestätigt, dass die nachfolgend bezeichneten Geräte in der von uns in Verkehr gebrachten Ausführung die Anforderungen der harmonisierten EU-Richtlinien, EU-Sicherheitsstandards und produktspezifischen Standards erfüllen. Bei einer nicht mit uns abgestimmten Änderung der Geräte verliert diese Erklärung ihre Gültigkeit.

GB EU Certificate of Conformity

The undersigned GARDENA Manufacturing GmbH, Hans-Lorenser-Str. 40, D-89079 Ulm, hereby certifies that, when leaving our factory, the units indicated below are in accordance with the harmonised EU guidelines, EU standards of safety and product specific standards. This certificate becomes void if the units are modified without our approval.

F Certificat de conformité aux directives européennes

Le constructeur, soussigné : GARDENA Manufacturing GmbH, Hans-Lorenser-Str. 40, D-89079 Ulm, déclare qu'à la sortie de ses usines le matériel neuf désigné ci-dessous était conforme aux prescriptions des directives européennes énoncées ci-après et conforme aux règles de sécurité et autres règles qui lui sont applicables dans le cadre de l'Union européenne. Toute modification portée sur ce produit sans l'accord express de GARDENA supprime la validité de ce certificat.

NL EU-overeenstemmingsverklaring

Ondergetekende GARDENA Manufacturing GmbH, Hans-Lorenser-Str. 40, D-89079 Ulm, bevestigt, dat het volgende genoemde apparaat in de door ons in de handel gebrachte uitvoering voldoet aan de eis van, en in overeenstemming is met de EU-richtlijnen, de EU-veiligheidsstandaard en de voor het product specifieke standaard. Bij een niet met ons afgestemde verandering aan het apparaat verliest deze verklaring haar geldigheid.

S EU Tillverkarintyg

Undertecknad firma GARDENA Manufacturing GmbH, Hans-Lorenser-Str. 40, D-89079 Ulm, intygar härmed att nedan nämnda produkter överensstämmer med EU:s direktiv, EU:s säkerhetsstandard och produktspecifikation. Detta intyg upphör att gälla om produkten ändras utan vårt tillstånd.

DK EU Overensstemmelse certificat

Undertegnede GARDENA Manufacturing GmbH, Hans-Lorenser-Str. 40, D-89079 Ulm bekræfter hermed, at enheder listet herunder, ved afsendelse fra fabrikken, er i overensstemmelse med harmoniserede EU retningslinier, EU sikkerhedsstandarder og produktspecifikationsstandarder. Dette certifikat træder ud af kraft hvis enhederne er ændret uden vor godkendelse.

I Dichiarazione di conformità alle norme UE

La sottoscritta GARDENA Manufacturing GmbH, Hans-Lorenser-Str. 40, D-89079 Ulm, certifica che il prodotto qui di seguito indicato, nei modelli da noi commercializzati, è conforme alle direttive armonizzate UE nonché agli standard di sicurezza e agli standard specifici di prodotto. Qualunque modifica apportata al prodotto senza nostra specifica autorizzazione invalida la presente dichiarazione.

Bezeichnung des Gerätes:	Gartenpumpe
Description of the unit:	Garden Pump
Désignation du matériel :	Pompe de surface pour arrosage
Omschrijving van het apparaat:	Beregeningspomp
Produktbeskrivning:	Bevattningspump
Beskrivelse af enhederne:	Trykpumpe
Descrizione del prodotto:	Pompa da giardino
Descripción de la mercancía:	Bomba para el jardín
Descrição do aparelho:	Bomba de Jardim
Laitteiden nimitys:	Puutarhapumppu
Betegnelse for redskapet:	Hagepumpe

Typ:		Art.-Nr.:	
Type:		Art. No.:	
Type :		Référence :	
Typ:	4000/4 Inox Multi 3	Art. nr.:	1434
Typ:		Art.nr. :	
Type:		Varenr. :	
Modello:	7000/5 Inox Multi 4	Art. :	1438
Tipo:		Art. Nº:	
Tipo:		Art. Nº:	
Tyypit:		Art.-n:o. :	
Typer:		Art.-Nr. :	

EU-Richtlinien:		Harmonisierte EN:
EU directives:		
Directives européennes :	98/37/EC:1998	EN ISO 12100-1
EU-richtlijnen:	2006/42/EC:2006	EN ISO 12100-2
EU direktiv:	2006/95/EC	EN 60335-1
EU Retningslinier:	2004/108/EC	EN 60335-2-41
Direttive UE:	93/68/EC	
Normativa UE:		
Directrizes da UE:	2000/14/EC	
EY-direktiivit:		
EU-direktiver:		

Hinterlegte Dokumentation:	GARDENA Technische Dokumentation
Konformitätsbewertungsverfahren:	Nach 2000/14/EG Art. 14 Anhang V
Deposited Documentation:	GARDENA Technical Documentation
Conformity Assessment Procedure:	according to 2000/14/EC Art. 14 Annex V
Documentation déposée :	Documentation technique GARDENA
Procédure d'évaluation de la conformité :	Selon 2000/14/CE art. 14 Annexe V

Schall-Leistungspegel:	gemessen / garantiert
Noise level:	measured / guaranteed
Puissance acoustique :	mesurée / garantie
Geluidsniveau:	gemeten / gegarandeerd
Ljudnivå:	uppmätt / garanterad
Lydtryksniveau:	afmålt / garanti
Livello rumorosità:	testato / garantito
Nivel sonoro:	medido / garantizado
Nível de ruido:	medido / garantido
Melun tehotaso:	mitattu / taattu
Lydeffektnivå:	målt / garantert
4000/4 Inox	68 dB(A) / 70 dB(A)
7000/5 Inox	70 dB(A) / 75 dB(A)

www.devicemanuals.eu

I Dichiarazione di conformità alle norme UE

La sottoscritta GARDENA Manufacturing GmbH, Hans-Lorenser-Str. 40, D-89079 Ulm, certifica che il prodotto qui di seguito indicato, nei modelli da noi commercializzati, è conforme alle direttive armonizzate UE nonché agli standard di sicurezza e agli standard specifici di prodotto. Qualunque modifica apportata al prodotto senza nostra specifica autorizzazione invalida la presente dichiarazione.

E Declaración de conformidad de la UE

El que subscribe GARDENA Manufacturing GmbH, Hans-Lorenser-Str. 40, D-89079 Ulm, declara que la presente mercancía, objeto de la presente declaración, cumple con todas las normas de la UE, en lo que a normas técnicas, de homologación y de seguridad se refiere. En caso de realizar cualquier modificación en la presente mercancía sin nuestra previa autorización, esta declaración pierde su validez.

P Certificado de conformidade da UE

Os abaixo mencionados GARDENA Manufacturing GmbH, Hans-Lorenser-Str. 40, D-89079 Ulm, por este meio certificam que ao sair da fábrica o aparelho abaixo mencionado está de acordo com as directrizes harmonizadas da UE, padrões de segurança e de produtos específicos. Este certificado ficará nulo se a unidade for modificada sem a nossa aprovação.

FIN EY-vaatimustenmukaisuusvakuutus

Allekirjoittanut GARDENA International GmbH, Hans-Lorenser-Straße 40, D-89079 Ulm vakuuttaa, että allamainitut laitteet täyttävät tehtaaltamme lähtiessään yhdenmukaistettujen EY-direktiivien, EY-turvallisuusstandardien ja tuotekohtaisten standardien vaatimukset. Laitteisiin tehdyt muutokset, joista ei ole sovittu kanssamme, johtavat tämän vakuutuksen raukeamiseen.

N EU-samsvarserklæring

Den undertegnede GARDENA International GmbH, Hans-Lorenser-Straße 40, D-89079 Ulm erklærer ved dette, at redskapet oppført nedenfor i utførelsen som vi har introdusert på markedet er i samsvar med kravene i de harmoniserte EU-direktivene, EU-sikkerhetsstandarder og produktspesifikke standarder. Ved en endring av redskapet som ikke er avstemt med oss, taper denne erklæringen sin gyldighet.

Anbringungsjahr der CE-Kennzeichnung: Year of CE marking: Date d'apposition du marquage CE : Installatiejaar van de CE-aanduiding: CE-Märkningsår: CE-Mærkningsår: Anno di rilascio della certificazione CE: Colocación del distintivo CE: Ano de marcação pela CE: CE-merkin kiinnitysvuosi: CE-merkingen plassert i:	2000
Ulm, den 05.05.2000 Ulm, 05.05.2000 Fait à Ulm, le 05.05.2000 Ulm, 05-05-2000 Ulm, 2000.05.05. Ulm, 05.05.2000 Ulm, 05.05.2000 Ulm, 05.05.2000 Ulm, 05.05.2000 Ulm, 05.05.2000 Ulmissa, 05.05.2000 Ulm, 05.05.2000	Der Bevollmächtigte Authorised representative Représentant légal Gemachtigde Behörig Firmatecknare Teknisk direktør Rappresentante autorizzato Representante autorizado Representante autorizado Teknisk direktør Valtuutettu edustaja Den fullmektige

Thomas Heinl
Technical Dept. Manager

www.devicemanuals.eu

Deutschland / Germany
GARDENA
Manufacturing GmbH
Central Service
Hans-Lorenser-Straße 40
D-89079 Ulm
Produktfragen:
(+49) 731 490 - 123
Reparaturen:
(+49) 731 490 - 290
service@gardena.com

Argentina
Husqvarna Argentina S.A.
Vera 745
(C1414AOO) Buenos Aires
Phone: (+54) 11 4858-5000
diego.poggi@ar.husqvarna.com

Australia
Husqvarna Australia Pty. Ltd.
Locked Bag 18
Gosford NSW 2250
Phone: (+61) (0) 2 4372 1500
customer.service@
husqvarna.com.au

Austria / Österreich
Husqvarna Austria GmbH
Consumer Products
Industriezeile 36
4010 Linz
Tel.: (+43) 732 77 01 01 - 90
consumer.service@
husqvarna.at

Belgium
GARDENA Belgium NV/SA
Sterrebeekstraat 163
1930 Zaventem
Phone: (+32) 2 7 20 92 12
Mail: info@gardena.be

Brazil
Palash Comércio e
Importação Ltda.
Rua São João do Araguaia, 338
– Jardim Califórnia –
Barueri – SP - Brasil –
CEP 06409 - 060
Phone: (+55) 11 4198 - 9777
eduardo@palash.com.br

Bulgaria
Хускварна България ЕООД
1799 София
Бул. „Андрей Ляпчев" № 72
Тел.: (+359) 2 80 99 424
www.husqvarna.bg

Canada
GARDENA Canada Ltd.
100 Summerlea Road
Brampton, Ontario L6T 4X3
Phone: (+1) 905 792 93 30
info@gardenacanada.com

Chile
Antonio Martinic y Cia Ltda.
Cassillas 272
Centro de Cassillas
Santiago de Chile
Phone: (+56) 2 20 10 708
garfar_cl@yahoo.com

Costa Rica
Compania Exim
Euroiberoamericana S.A.
Los Colegios, Moravia,
200 metros al Sur del Colegio
Saint Francis - San José
Phone: (+506) 297 68 83
exim_euro@racsa.co.cr

Croatia
KLIS d.o.o.
Stanciceva 79
10419 Vukovina
Phone: (+385) 1 622 777 0
gardena@klis-trgovina.hr

Cyprus
FARMOKIPIKI LTD
P.O. Box 7098
74, Digeni Akrita Ave.
1641 Nicosia
Phone: (+357) 22 75 47 62
condam@spidernet.com.cy

Czech Republic
GARDENA spol. s r.o.
Tuřanka 115
627 00 Brno
Phone: (+420) 548 217 777
gardena@gardenabrno.cz

Denmark
GARDENA
Husqvarna Consumer Outdoor
Products
Salgsafdelning Danmark
Box 9003
S-200 39 Malmö
info@gardena.dk

Estonia
Husqvarna Eesti OÜ
Consumer Outdoor Products
Kesk tee 10, Aaviku küla
Rae vald, Harju maakond
75305
kontakt.etj@husqvarna.ee

Finland
Oy Husqvarna Ab
Consumer Outdoor Products
Lautatarhankatu 8 B / PL 3
00581 HELSINKI
info@gardena.fi

France
GARDENA France
Immeuble Exposial
9 – 11 allée des Pierres Mayettes
ZAC des Barbanniers, B.P. 99
–F– 92232 GENNEVILLIERS
cedex
Tél. (+33) 01 40 85 30 40
service.consommateurs@
gardena.fr

Great Britain
Husqvarna UK Ltd.
Preston Road
Aycliffe Industrial Park
Newton Aycliffe
County Durham
DL5 6UP
info.gardena@
husqvarna.co.uk

Greece
HUSQVARNA GREECE S.A.
Branch of Koropi
Ifestou 33A
Industrial Area Koropi
194 00 Athens – Greece
V.A.T. EL094094640
Phone: (+30) 210 66 20 225
info@husqvarna-consumer.gr

Hungary
Husqvarna
Magyarország Kft.
Ezred u. 1 – 3
1044 Budapest
Phone: (+36) 80 20 40 33
gardena@gardena.hu

Iceland
Ó. Johnson & Kaaber
Tunguhalsi 1
110 Reykjavik
ooj@ojk.is

Ireland
Michael McLoughlin & Sons
Hardware Limited
Long Mile Road
Dublin 12

Italy
GARDENA Italia S.p.A.
Via Donizetti 22
20020 Lainate (Mi)
Phone: (+39) 02.93.94.79.1
info@gardenaitalia.it

Japan
KAKUICHI Co. Ltd.
Sumitomo Realty &
Development Kojimachi
BLDG., 8F, 5 - 1 Nibanncyo,
Chiyoda-ku, Tokyo 102-0084
Phone: (+81) 33 264 4721
m_ishihara@kaku-ichi.co.jp

Latvia
SIA „Husqvarna Latvija"
Consumer Outdoor Products
Bākūžu iela 6, Rīga, LV-1024
info@husqvarna.lv

Lithuania
UAB Husqvarna Lietuva
Consumer Outdoor Products
Ateities pl. 77C
LT-52104 Kaunas
centras@husqvarna.lt

Luxembourg
Magasins Jules Neuberg
39, rue Jacques Stas
Luxembourg-Gasperich 2549
Case Postale No. 12
Luxembourg 2010
Phone: (+352) 40 14 01
api@neuberg.lu

Netherlands
GARDENA Nederland B.V.
Postbus 50176
1305 AD ALMERE
Phone: (+31) 36 521 00 00
info@gardena.nl

Neth. Antilles
Jonka Enterprises N.V.
Sta. Rosa Weg 196
P.O. Box 8200, Curaçao
Phone: (+599) 9 767 66 55
pgm@jonka.com

New Zealand
Husqvarna New Zealand Ltd.
PO Box 76437
Manukau City 2241
Phone: (+64) (09) 9 20 24 10

Norway
GARDENA
Husqvarna Consumer Outdoor
Products
Salgskontor Norge
Kleverveien 6
1540 Vestby
info@gardena.no

Poland
Husqvarna Poland Spółka z o.o.
Oddział w Szymanowie
Szymanów 9 d
05-532 Baniocha
Phone: (+48) 22 727 56 90
gardena@gardena.pl

Portugal
GARDENA Portugal Lda.
Sintra Business Park
Edifício 1, Fracção 0-G
2710-089 Sintra
Phone: (+351) 21 922 85 30
info@gardena.pt

Romania
MADEX INTERNATIONAL SRL
Soseaua Odaii 117-123,
Sector 1,
Bucureşti, RO 013603
Phone: (+40) 21 352 76 03
madex@ines.ro

Russia
ООО ГАРДЕНА РУС
123007, г. Москва
Хорошевское шоссе, д. 32А
Тел.: (+7) 495 380 31 92
info@gardena-rus.ru

Singapore
Hy - Ray PRIVATE LIMITED
40 Jalan Pemimpin
#02-08 Tat Ann Building
Singapore 577185
Phone: (+65) 6253 2277
shiying@hyray.com.sg

Slovak Republic
GARDENA spol. s r.o.
Tuřanka 115
627 00 Brno
Phone: (+420) 548 217 777
gardena@gardenabrno.cz

Slovenia
GARDENA d.o.o.
Brodišče 15
1236 Trzin
Phone: (+386) 1 580 93 32
servis@gardena.si

South Africa
GARDENA
South Africa (Pty.) Ltd.
P.O. Box 11534
Vorna Valley 1686
Phone: (+27) 11 315 02 23
sales@gardena.co.za

Spain
GARDENA IBÉRICA S.L.U.
C / Basauri, nº 6
La Florida
28023 Madrid
Phone: (+34) 91 708 05 00
atencioncliente@gardena.es

Sweden
GARDENA
Husqvarna Consumer Outdoor
Products
Försäljningskontor Sverige
Box 9003
200 39 Malmö
info@gardena.se

Switzerland / Schweiz
Husqvarna Schweiz AG
Consumer Products
Industriestrasse 10
5506 Mägenwil
Phone: (+41) (0) 848 800 464
info@gardena.ch

Turkey
GARDENA / Dost Diş Ticaret
Mümessillik A.Ş. Sanayi
Çad. Adil Sokak No. 1
Kartal - İstanbul
Phone: (+90) 216 38 93 939
info@gardena-dost.com.tr

Ukraine / Україна
ТОВ «ГАРДЕНА УКРАЇНА»
Васильківська, 34, 204-Г
03022, Київ
Тел. (+38 044) 498 39 02
info@gardena.ua

1434-20.960.06 / 0908
© GARDENA
Manufacturing GmbH
D-89070 Ulm
http://www.gardena.com

www.devicemanuals.eu