

6000/3 S
6000/5 S

Art. 1469
Art. 1473

- D** **Gebrauchsanweisung**
Tauch-Druckpumpe
-
- GB** **Operating instructions**
Submersible Pressure Pump
-
- F** **Mode d'emploi**
Pompe immergée pour arrosage
-
- NL** **Gebruiksaanwijzing**
Dompel-drukopvoerpompen
-
- S** **Bruksanvisning**
Dränkbar Tryckpump
-
- I** **Istruzioni per l'uso**
Pompe sommersa a pressione
-
- E** **Manual de instrucciones**
Bombas sumergibles a presión
-
- P** **Instruções de utilização**
Bomba submergível de pressão
-
- DK** **Brugsanvisning**
Dykpumpe med tryk

GARDENA Submersible Pressure Pump 6000/3 S, 6000/5 S

Welcome to the Garden of GARDENA ...

GB



Please read these operating instructions carefully. Follow the information given. Use the operating instructions to get acquainted with the proper use of your Submersible Pressure Pump.



For safety reasons, people who are not familiar with these operating instructions should not use this Submersible Pressure Pump. Following the operating instructions supplied by the manufacturer is a prerequisite for the proper use of the pump.

→ Please keep these instructions in a safe place.

Contents:

1. Where to use your GARDENA Submersible Pressure Pump . . .	8
2. Safety Instructions	8
3. Initial Operation	9
4. Maintenance	10
5. Trouble-Shooting	11
6. After Operation	11
7. Technical Data	12
8. Warranty	12

1. Where to use your GARDENA Submersible Pressure Pump

Correct use:

GARDENA Submersible Pressure Pumps have been designed for private use around your house and garden. Submersible Pressure Pumps are predominantly used for taking clean fresh-water from wells, shafts and other water reservoirs or for operating irrigation accessories and systems.

The pumps are fully submersible (waterproof sealed) and can be submerged (max. submersion depth, see point 7).

The pumps are equipped with built-in back-flow preventer which avoids automatic draining of the suction hose after stopping the pump.

Pump only clean water with the GARDENA Submersible Pressure Pumps.

Please note:



Salt water, muddy water, corrosive, easily combustible or explosive substances (e.g. gasoline, petroleum, nitro thinner), fats, oils and food must not be pumped.

Water temperature should not exceed 35 °C.

2. Safety Instructions



For safety reasons the Submersible Pressure Pump should always be operated via a ground fault circuit safety switch (FI switch). According to

VDE (German Electrical Engineers' Association) 0100, using Submersible Pressure Pumps in swimming pools, garden ponds, and fountains is only permissible if the pump is operated via

a circuit breaker safety switch with rated fault current of ≤ 30 mA. Furthermore, installation regulations according to DIN VDE 0100-702 have to be observed.

→ Please contact your electrician.

In Austria, according to ÖVE B/EN 60 555 part 1 to 3, pumps which are used in swimming pools and garden ponds, and equipped with firm power cable should be fed via an ÖVE approved isolating transformer – rated voltage must not exceed 230 V.

Power cables must not have a smaller diameter than rubber sheathed cables described with letter symbols H07 RNF according to DIN VDE 0620. Length should be 10 metres.

When connecting the pump to the water supply system, the country-specific sanitary regulations must be observed to prevent water not of drinking water quality being drawn back in.

→ Please consult a specialist for sanitary installations.

The power cable of the Submersible Pressure Pump must be connected to a socket which is positioned at a height of max. 1.10 m (measured from ground). Take care that the power cable leads downwards.

Always check the pump (above all power cable and plug) before each operation. A damaged pump must not be used. It's imperative to have the damaged pump checked by one of the listed GARDENA Service Centres.

Take care that the electrical connections are made within dry area, protected from flooding.

Protect plug and power cable from heat, oil and sharp edges.

Check line voltage. Data Indicated on the type plate must match technical data of the mains supply.

Children under the age of 16 are not allowed to operate the pump. Keep them away from the connected unit.

Before use, first clear the outlet line (e.g. open the nozzle).

Observe max. delivery height (see point 7).



Dry-running operation absolutely must be avoided, i.e. the pump should only be started in the water.

The pump must be immediately switched off when water fails to flow. Please observe that the pump always have to be submerged at least 20 cm in water during operation.

The pump is automatically switched off on overheating by the integrated thermal motor protector. After having cooled down, the motor switches on again automatically.

In order to unplug, pull the plug shell not the power cable.

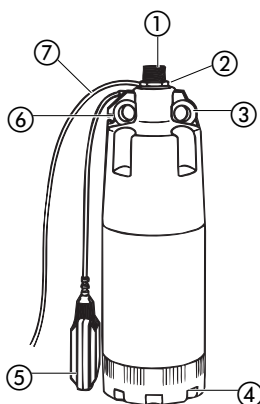
The power cable must not be used for mounting or relocating the pump. For submerging or lifting/securing the pump, please use the supplied fastening rope.

Sand and other abrasive material cause increased wear and reduce the pump's output.

Avoid running the pump for more than 10 min. against closed delivery side.

3. Initial Operation

Hose Connection:

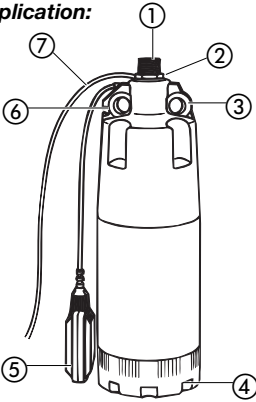


→ Screw the supplied pump fitting ① onto the outlet of the pump and tighten it manually until the washer fits closely..

If necessary the 33.3 mm (G1) female thread at the output of the pump can be converted to a male thread by attaching the **GARDENA Pump Fitting ①, Art. 1745** supplied with the pump. The pump can then be connected to the **GARDENA hose connection system** and the **GARDENA Suction Hose Fitting Art. 1723 / 1724**.

Best results in delivery capacity of the pump are achieved when using 19 mm (3/4") hoses in conjunction with GARDENA "Profi" Maxi-Flow System fittings (e.g. **Art. 1752**) or 25 mm (1") hoses with fittings available at your sanitary dealer.

When connecting simultaneously several hoses/accessories, we recommend to use either our GARDENA Twin-Tap Connector or our Four Channel Water Distributor (**Art. 1210/1194**) which can be directly screwed onto the pump fitting ①.

Application:

1. Fasten the supplied rope to the loop for fastening rope ③.
2. Always submerge the pump carefully in the well or other water reservoirs, using the supplied fastening rope (min. submersion depth 20 cm).

In order to avoid contaminations, the pump should not be placed directly on the ground. It must hang freely min. 30 cm above ground, secured to the fastening rope.

The fastening rope must be secured.

When using the pump in deep wells and shafts (of more than approx. 5 m), the power cable ⑦ is to be guided by means of clamps alongside the fastening rope.

Float Switch Adjustment:

The float switch ⑤ automatically switches on the pump at a water height of approx. 63 cm (model 6000/3 S) / 70 cm (model 6000/5 S) and automatically switches off at a water height of approx. 5 cm (model 6000/3 S) / 9 cm (model 6000/5 S). By fixing the float switch cable to the float switch lock ⑥, the cut-in/cut-out height can be adjusted individually.

Manual Operation:

In case of manual operation the Submersible Pressure Pump starts when the power cable has been connected and the float switch has been lifted.

Automatic Operation:

After having connected the power cable, the pump is switched on automatically at a definite water height (cut-in height) and switches off as soon as the water level drops down to a definite water height (cut-out height).

4. Maintenance

**Care, Storage Caution!**

First always unplug the pump before working on it!

The GARDENA Submersible Pressure Pumps are virtually maintenance-free. To avoid reduction of the pump's output, it is advisable **to check regularly the intake sieve at the suction base ④ on contamination and clean it, if necessary.** In case of contamination, the suction base can be taken off by unscrewing the 8 cross recessed head screws. Thus, the turbine space or the intake sieve at the suction base can be cleaned.

**For safety reasons, any other parts of the pump**

may only be disassembled by the GARDENA Service Centre.

5. Trouble-Shooting

Problem	Probable cause	Remedy
Pump is running, but doesn't deliver.	Air cannot escape, since pressure line is closed.	Open pressure line (e.g. kinked pressure pipe).
	Air locks in suction base.	Wait for max. 60 seconds until the pump deaerates automatically over the vent valve.
	Suction base ④ clogged.	Clean suction base (see point 4).
	When starting the pump, the water level falls below the min. water level.	Submerge pump deeper (see min. submersion depth, point 7).
Pump doesn't start or suddenly stops during operation.	Thermal overload switch has switched the pump off due to overheating.	Disconnect plug and clean turbine (see point 4). Observe max. liquid temperature (35 °C).
	No power.	Check fuses and electric connections.
Pump runs, but output suddenly decreases.	Suction base clogged.	Clean suction base (see point 4).

If any other faults occur, please contact GARDENA Service.

6. After Operation

Putting into Storage:

→ To protect the pump from frost damage, store the pump in a dry place.

Disposal:

(in accordance with directive 20002/96/EC)



Unit may not be disposed of with normal household waste but must be disposed of in accordance with environmental regulations.

7. Technical Data

Typ	6000/3 S	6000/5 S
Rated power	800 W	1100 W
Max. delivery capacity	6.0 m ³ /h	6.0 m ³ /h
Max. pressure	3.3 bar	4.5 bar
Max. delivery head	33 m	45 m
Max. submersion depth	8 m	8 m
Power Cable	15 m H07 RNF	15 m H07 RNF
Pump fitting	33.3 mm (G 1")	33.3 mm (G 1")
Weight approx.	9.0 kg	9.5 kg
Min. submersion depth during operation	20 cm	20 cm
Max. water temperature	35 °C	35 °C
Voltage / Frequency	230 V / 50 Hz	230 V / 50 Hz
Noise level L _{WA} ¹⁾	61 dB (A)	64 dB (A)

¹⁾ Measuring method according to EN 60335-1

8. Warranty

GARDENA honours the guarantee legally required for this product (starting from the date of purchase). This guarantee covers all serious defects of the unit that can be proved to be material or manufacturing faults. Under warranty we will either replace the unit or repair it free of charge if the following conditions apply:


- The unit must have been handled properly and in keeping with the requirements of the operating instructions.
- Neither the purchaser or a non-authorized third party have attempted to repair the unit.

The impeller is a wearing part and is therefore not covered by the guarantee.

This manufacturer's guarantee does not affect the user's existing warranty claims against the dealer/ seller.

If you have any problems with your pump, please contact our Customer Service or return the defective unit together with a short description of the problem directly to one of the GARDENA Service Centres listed on the back of this leaflet.

<p>D <i>Produkthaftung</i></p>	<p>Wir weisen ausdrücklich darauf hin, dass wir nach dem Produkthaftungsgesetz nicht für durch unsere Geräte hervorgerufene Schäden einzustehen haben, sofern diese durch unsachgemäße Reparatur verursacht oder bei einem Teileaustausch nicht unsere originale GARDENA Teile oder von uns freigegebene Teile verwendet wurden und die Reparatur nicht vom GARDENA Service oder dem autorisierten Fachmann durchgeführt wird. Entsprechendes gilt für Ergänzungssteile und Zubehör.</p>
<p>GB <i>Product Liability</i></p>	<p>We expressly point out that, in accordance with the product liability law, we are not liable for any damage caused by our units if it is due to improper repair or if parts exchanged are not original GARDENA parts or parts approved by us, and, if the repairs were not carried out by a GARDENA Service Centre or an authorised specialist. The same applies to spare parts and accessories.</p>
<p>F <i>Responsabilité</i></p>	<p>Nous vous signalons expressément que GARDENA n'est pas responsable des dommages causés par ses appareils, dans la mesure où ces dommages seraient causés suite à une réparation non conforme, dans la mesure où, lors d'un échange de pièces, les pièces d'origine GARDENA n'auraient pas été utilisées, ou si la réparation n'a pas été effectuée par le Service Après-Vente GARDENA ou l'un des Centres SAV agréés GARDENA. Ceci est également valable pour tout ajout de pièces et d'accessoires autres que ceux préconisés par GARDENA.</p>
<p>NL <i>Productaansprakelijkheid</i></p>	<p>Wij wijzen er nadrukkelijk op, dat wij op grond van de wet aansprakelijkheid voor producten niet aansprakelijk zijn voor schade ontstaan door onze apparaten, indien deze door onvakkundige reparatie veroorzaakt zijn, of er bij het uitwisselen van onderdelen geen gebruik gemaakt werd van onze originele GARDENA onderdelen of door ons vrijgegeven onderdelen en de reparatie niet door de GARDENA technische dienst of de bevoegde vakman uitgevoerd werd. Ditzelfde geldt voor extra-onderdelen en accessoires.</p>
<p>S <i>Produktansvar</i></p>	<p>Tillverkaren är inte ansvarig för skada som orsakats av produkten om skadan beror på att produkten har reparerats felaktigt eller om, vid reparation eller utbyte, andra än Original GARDENA reservdelar har använts. Samma sak gäller för kompletteringsdelar och tillbehör.</p>
<p>I <i>Responsabilità del prodotto</i></p>	<p>Si rende espressamente noto che, conformemente alla legislazione sulla responsabilità del prodotto, non si risponde di danni causati da nostri articoli se originati da riparazioni eseguite non correttamente o da sostituzioni di parti effettuate con materiale non originale GARDENA o comunque da noi non approvato e, in ogni caso, qualora l'intervento non venga eseguito da un centro assistenza GARDENA o da personale specializzato autorizzato. Lo stesso vale per le parti complementari e gli accessori.</p>
<p>E <i>Responsabilidad de productos</i></p>	<p>Advertimos que conforme a la ley de responsabilidad de productos no nos responsabilizamos de daños causados por nuestros aparatos, siempre y cuando dichos daños hayan sido originados por arreglos o reparaciones indebidas, por recambios con piezas que no sean piezas originales GARDENA o bien piezas no autorizadas por nosotros, así como en aquellos casos en que la reparación no haya sido efectuada por un Servicio Técnico GARDENA o por un técnico autorizado. Lo mismo es aplicable para las piezas complementarias y accesorios.</p>
<p>P <i>Responsabilidade sobre o produto</i></p>	<p>Queremos salientar que segundo a lei da responsabilidade do fabricante, nós não nos responsabilizaremos por danos causados pelo nosso equipamento, quando estes ocorram em decorrência de reparações inadequadas ou da substituição de peças por peças não originais da GARDENA, ou peças não autorizadas. A responsabilidade tornar-se-à nula também depois de reparações realizadas por oficinas não autorizadas pela GARDENA. Esta restrição valerá também para peças adicionais e acessórios.</p>
<p>DK <i>Produktansvar</i></p>	<p>Vi gør udtrykkeligt opmærksom på at i henhold til produktansvarsloven er vi ikke ansvarlige for skader forårsaget af vores udstyr, hvis det er på grund af uautoriserede reparationer eller hvis dele er skiftet ud og der ikke er anvendt originale GARDENA dele eller dele godkendt af os, eller hvis reparationerne ikke er udført af GARDENA-service eller en autoriseret fagmand. Det samme gælder for ekstra udstyr og tilbehør.</p>

<p>D EU-Konformitätserklärung Maschinenverordnung (9. GSGVO) / EMVG / Niedersp. RL Der Unterzeichnete GARDENA Manufacturing GmbH · Hans-Lorenser-Straße 40 · D-89079 Ulm bestätigt, dass die nachfolgend bezeichneten Geräte in der von uns in Verkehr gebrachten Ausführung die Anforderungen der harmonisierten EU-Richtlinien, EU-Sicherheitsstandards und produktspezifischen Standards erfüllen. Bei einer nicht mit uns abgestimmten Änderung der Geräte verliert diese Erklärung ihre Gültigkeit.</p>	Bezeichnung des Gerätes: Tiefbrunnenpumpe Description of the unit: Submersible Pressure Pump Désignation du matériel : Pompe immergée pour arrosage Omschrijving van het apparaat: Dompeldrukpompverpompen Produktbeskrivning: Dränkrab Tryckpump Descrizione del prodotto: Pompe sommerse a pressione Descripción de la mercancía: Bomba sumergibles a presión Descrição do aparelho: Bomba submergivel de pressão Beskrivelse af enhederne: Dykpumpe med tryk
<p>GB EU Certificate of Conformity The undersigned GARDENA Manufacturing GmbH · Hans-Lorenser-Str. 40 · D-89079 Ulm hereby certifies that, when leaving our factory, the units indicated below are in accordance with the harmonised EU guidelines, EU standards of safety and product specific standards. This certificate becomes void if the units are modified without our approval.</p>	Typ: Art.-Nr.: Type: Art. No.: Type : Référence : Type: 6000/3 S Art. nr.: 1469 Type: 6000/5 S Art. nr.: 1474 Modello: Art.: Tipo: Art. N°: Tipo: Art. N°: Type: Varenr.:
<p>F Certificat de conformité aux directives européennes Le constructeur, soussigné : GARDENA Manufacturing GmbH · Hans-Lorenser-Str. 40 · D-89079 Ulm déclare qu'à la sortie de ses usines le matériel neuf désigné ci-dessous était conforme aux prescriptions des directives européennes énoncées ci-après et conforme aux règles de sécurité et autres règles qui lui sont applicables dans le cadre de l'Union européenne. Toute modification portée sur ce produit sans l'accord express de GARDENA supprime la validité de ce certificat.</p>	EU-Richtlinien: EU directives: 98/392/EG Directives européennes : 91/368/EG EU-richtlijnen: 73/23/EG EU direktiv: 73/23/EG Directive UE: 89/336/EG Normativa UE: 89/336/EG Directrices da UE: 93/68/EG EU Retningslinier:
<p>NL EU-overeenstemmingsverklaring Ondergetekende GARDENA Manufacturing GmbH · Hans-Lorenser-Str. 40 · D-89079 Ulm bevestigt, dat de volgende genoemde apparaten in de door ons in de handel gebrachte uitvoering voldoen aan de eis van, en in overeenstemming zijn met de EU-richtlijnen, de EU-veiligheidsstandaard en de voor het product specifieke standaard. Bij een niet met ons afgestemde verandering aan de apparaten verliest deze verklaring haar geldigheid.</p>	Harmonisierte EN: EN ISO 12100-1 EN ISO 12100-2 EN 60335-1 EN 60335-2-41
<p>S EU Tillverkarinty Undertecknad firma GARDENA Manufacturing GmbH · Hans-Lorenser-Straße 40 · D-89079 Ulm intygar härmed att nedan nämnda produkter överensstämmer med EU:s direktiv, EU:s säkerhetsstandard och produktspecifikation. Detta intyg upphör att gälla om produkten ändras utan vårt tillstånd.</p>	Anbringningsjahr der CE-Kennzeichnung: Year of CE marking: Date d'apposition du marquage CE : Installatiejaar van de CE-aanduiding: CE-Märkningsår: 1995 Anno di rilascio della certificazione CE: Colocación del distintivo CE: Ano de marcação pela CE: CE-Mærkningsår:
<p>I Dichiarazione di conformità alle norme UE La sottoscritta GARDENA Manufacturing GmbH · Hans-Lorenser-Str. 40 · D-89079 Ulm certifica che il prodotto qui di seguito indicato, nei modelli da noi commercializzati, è conforme alle direttive armonizzate UE nonché agli standard di sicurezza e agli standard specifici di prodotto. Qualunque modifica apportata al prodotto senza nostra specifica autorizzazione invalida la presente dichiarazione.</p>	
<p>E Declaración de conformidad de la UE El que suscribe GARDENA Manufacturing GmbH · Hans-Lorenser-Str. 40 · D-89079 Ulm declara que la presente mercancía, objeto de la presente declaración, cumple con todas las normas de la UE, en lo que a normas técnicas, de homologación y de seguridad se refiere. En caso de realizar cualquier modificación en la presente mercancía sin nuestra previa autorización, esta declaración pierde su validez.</p>	
<p>P Certificado de conformidade da UE Os abaixo mencionados GARDENA Manufacturing GmbH · Hans-Lorenser-Str. 40 · D-89079 Ulm Por este meio certificam que ao sair da fábrica os aparelhos abaixo mencionados estão de acordo com as diretrizes harmonizadas da UE, padrões de segurança e de produtos específicos. Este certificado ficará nulo se as unidades forem modificadas sem a nossa aprovação.</p>	 Peter Lameli
<p>DK EU Overensstemmelse certifikat Undertegnede GARDENA Manufacturing GmbH · Hans-Lorenser-Str. 40 · D-89079 Ulm bekræfter hermed, at enheder listet herunder, ved afsendelse fra fabrikken, er i overensstemmelse med harmoniserede EU retningslinier, EU sikkerheds standarder og produkt specifikations standarder. Dette certifikat træder ud af kraft hvis enhederne er ændret uden vor godkendelse.</p>	Ulm, den 14.11.1996 Technische Leitung Ulm, 14.11.1996 Technical Dept. Manager Fait à Ulm, le 14.11.1996 Direction technique Ulm, 14.11.1996 Hoofd technische dienst Ulm, 1996.11.14 Technical Director Ulm, 14.11.1996 Direzione Tecnica Ulm, 14.11.1996 Dirección Técnica Ulm, 14.11.1996 Director Técnico Ulm, 14.11.1996 Teknisk direktør

Pumpen-Kennlinie:

Performance characteristics

Courbes de performance

Prestatiegrafiek

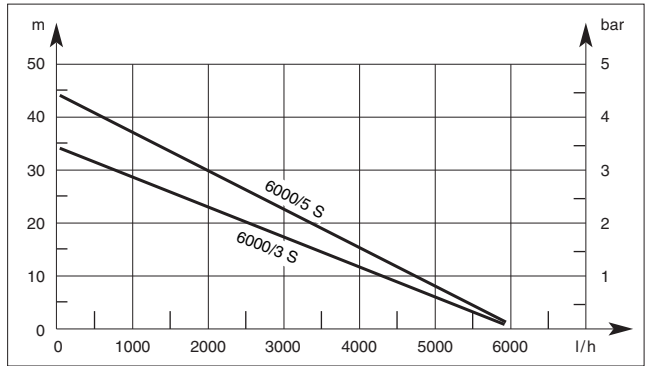
Kapacitetskurva

Curva di rendimento

Curva característica de la bomba

Características de performance

Ydelses karakteristika



www.devicemanuals.eu

Deutschland / Germany

GARDENA Manufacturing GmbH
Service Center
Hans-Lorenser-Straße 40
D-89079 Ulm
Produktfragen: (+49) 731 490-123
Reparaturen: (+49) 731 490-290
service@gardena.com

Argentina

Argensem S.A. Calle Colonia
Japonesa s/n - (1625) Loma
Verde, Escobar, Buenos Aires
Phone: (+54) 34 88 49 40 40
info@argensem.com.ar

Australia

Nylex Consumer Products
50-70 Stanley Drive
Somerton, Victoria, 3062
Phone: 1800 658 276
spare.parts@nylex.com.au

Austria / Österreich

GARDENA Österreich Ges.m.b.H.
Stettnerweg 11-15
2100 Korneuburg
Tel.: (+43) 22 62 745 45-36 od. -30
kundendienst@gardena.at

Belgium

GARDENA Belgium NV/SA
Sterrebeekstraat 163
1930 Zaventem
Phone: (+32) 27 20 921 2
info@gardena.be

Brazil

Palash Comércio e Importação Ltda.
Rua Américo Brasiliense,
2414 - Chácara Sto Antonio
São Paulo - SP - Brasil -
CEP 04715-005
fone: 55 11 5181-0909
fax: 55 11 5181-2020

Bulgaria

Sofia 1404 Bulgaria
2 Luis Ahalier Str.
7th floor, DENEX LTD.
Phone: (+359) 2 9581821
office@denex-bg.com

Canada

GARDENA Canada Ltd. 100,
Summerlea Road Brampton,
Ontario, L6T 4X3
Phone: (+1) 905 792 93 30
info@gardenacanada.com

Chile

Antonio Martin Y CIA. LTDA.
Gilberto Fuenzalida 185 Loc.
Las Condes, Santiago de Chile
Phone: (+56) 2 20 10 708
garfar_cl@yahoo.com

Costa Rica

Compania Exim Euroberoameri-
cana S.A. Los Colegios, Moravia,
200 metros al Sur del Colegio
Saint Francis, San José, Costa
Rica. Phone: (+506) 297 68 83
exim_euro@racsa.co.cr

Croatia

KLIS d.o.o., Stančićeva 79
10419 Vukovina
Phone: (+385) 1 622 777 0
gardena@klis-trgovina.hr

Cyprus

FARMOKIPIKI LTD
P.O. Box 7098
74, Digeni Akrita Ave.
1641 Nicosia
Phone: (+357) 22 75 47 62
condam@spidernet.com.cy

Czech Republic

GARDENA spol. s.r.o.
Řipská 20a, č.p. 1153
62700 Brno
Phone: (+420) 800 100 425 (Hotline)
gardena@gardenabrno.cz

Denmark

GARDENA Norden AB
Box 9003, 200 39 Malmö, Sverige
info@gardena.dk

Finland

Habitec Oy, Martinkyläntie 52
01720 Vantaa

France

GARDENA France
Service Après-Vente
BP 50080
95948 ROISSY CDG Cedex
Tél.: (+33) 0826 101 455
service.consommateurs@gardena.fr

Great Britain

GARDENA UK Ltd.
27-28 Brenkley Way
Blezzard Business Park
Seaton Burn
Newcastle upon Tyne NE13 6DS
info@gardena.co.uk

Greece

Agrokip - Psoadopoulos S.A.
Ifaistou 33A - Ind. Area Koropi,
194 00 Athens Greece
V.A.T. EL093474846
Phone: (+30) 210 66 20 225
info@agrokip.gr

Hungary

GARDENA Magyarország Kft.
Késmárk utca 22
1158 Budapest
Phone: (+36) 80 20 40 33 (Hotline)
gardena@gardena.hu

Iceland

Ó. Johnson & Kaaber
Tunguhalsi 1
110 Reykjavik

Ireland

Michael McLoughlin & Sons
Hardware Limited, Long Mile Road
Dublin 12

Italy

GARDENA Italia S.p.A.
Via Donizetti 22,
20020 Lainate (MI)
Phone: 02.93.94.79.1
info@gardenaitalia.it

Japan

KAKUICHI Co. Ltd.
Yamato Bldg. 5-3-1
Kojimachi Chiyoda-ku.
Tokyo 102-0083
Phone: (+81)-(0)3-3264-4721
m_ishihara@kaku-ichi.co.jp

Luxembourg

Magasins Jules Neuberg
Boîte postale 12
L-2010 Luxembourg, rue Gluck
L-2549 Luxembourg-Gasperich
Phone: (+352) - 401 401
info@neuberg.lu

Netherlands

GARDENA Nederland BV
Postbus 50176
1305 AD ALMERE
Phone: (+31) 36 521 00 00
info@gardena.nl

Neth. Antilles

Jonka Enterprises N.V.
Sta. Rosa Weg 196
P.O. Box 8200, Curaçao
Phone: (+599) 9 767 66 55
pgm@jonka.com

New Zealand

NYLEX New Zealand Ltd.
Building 2
118 Savill Drive
Mangere, Auckland
Phone: (+64) 9 270 1806
lena.chapman@nylex.com.au

Norway

GARDENA Norden AB
Karihaugveien 89, 1086 Oslo

Poland

GARDENA Polska Sp. z o.o.
Szymanów 9d
05-532 Baniócha
Phone: (+48) 22 727 56 90
gardena@gardena.pl

Portugal

GARDENA, Lda.
Reda da Granja do Marquês
Edif. GARDENA Algueirão,
2725-596 Mem Martins
Phone: 219228530
info@gardena.pt

Romania

MADEX INTERNATIONAL SRL
Soseaua Odaii 117-123, sector 1
Bucuresti, RO 013603
Phone: (+40) 21 352 760 3/4/5/6
madex@ines.ro

Russia / Россия

АО АМИДА ТТЦ
ул. Мосфильмовская 66
117330 Москва
Phone: (+7) 095 956 99 00
amida@col.ru

Singapore

Hy-Ray Private Limited
40 JALAN PEMIMPIN
#02-08 Tat Ann Building
Singapore 577 185
Phone: (65) 6253 2277
hyray@singnet.com.sg

Slovak Republic

GARDENA Slovensko, s. r. o.
Panónska cesta 17
851 04 Bratislava
Phone: (+421) 263 453 722
info@gardena.sk

Slovenia

GARDENA d.o.o., Brodišče 15, 1236 Trzin
Phone: (+386) 1 580 93 32
servis@gardena.si

South Africa

GARDENA South Africa (Pty.) Ltd.
P.O. Box 11534, Vorna Valley 1686
Phone: (+27) 11 315 02 23
sales@gardena.co.za

Spain

GARDENA IBÉRICA S.L.
C/ Basauri, nº 6
La Florida, 28023 Madrid
Phone: (+34) 91 708 05 00 (4 líneas)
atencioncliente@gardena.es

Sweden

GARDENA Norden AB
Box 9003, 20039 Malmö
info@gardena.se

Switzerland / Schweiz

GARDENA Schweiz AG
Bitziberg 1, 8184 Bachenbühlach
Tel.: (+41)-848 800 464
info@gardena.ch

Turkey

GARDENA/Dost Diş Ticaret
Mümessilik A.Ş. Sanayi
Çokad. Adil Sokak No. 1
Kartal - Istanbul

Ukraine

ALTSEST JSC
4 Petropavlivska Street
Petropavlivska Borschahivka Town
Kyivo Svyatoshyh Region
08130 Ukraine
Phone: +380 44 4595703
upyr@altsest.kiev.ua

USA

Melnor, 3085 Shawnee Drive
Winchester, VA 22604
Phone: (540) 722-9080
service_us@melnor.com

1469-20.960.07/1106
© GARDENA Manufacturing GmbH
D-89070 Ulm
http://www.gardena.com